

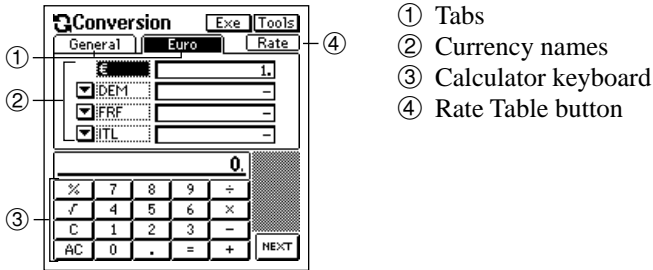
The Currency Converter lets you instantly convert from one currency to two other currencies. You can even convert between euros and national currencies.

<b>Entering the Currency Converter Mode .....</b>	<b>86</b>
To enter the Currency Converter Mode .....	86
<b>General Currency Conversion .....</b>	<b>86</b>
Performing a Conversion .....	86
To perform a conversion .....	86
Changing the Currency Name and Rate .....	87
To set a conversion rate .....	88
To change a currency name .....	88
Checking the Current Rates .....	89
To display the rate table .....	89
<b>Euro Conversion .....</b>	<b>89</b>
Performing a Conversion .....	89
To perform a conversion .....	90
Changing the Displayed National Currencies .....	91
To change the displayed national currencies .....	91
Checking the Current Rates .....	92
To display the rate table .....	92
Changing the Currency Name and Rate .....	92
To set a conversion rate .....	92
To change a currency name .....	93
<b>Setting the Rounding Method .....</b>	<b>94</b>
To specify the rounding method .....	94

## Entering the Currency Converter Mode

### To enter the Currency Converter Mode

Tap the **Menu** icon to display the Mode Menu, and then tap **Conversion**.



- Use the **General** tab for general currency conversion and the **Euro** tab for euro currency conversion.

## General Currency Conversion

You can perform general currency conversion calculations using the **General** tab of the Currency Converter. When you input a value, it is instantly calculated to the equivalent of two other currencies.

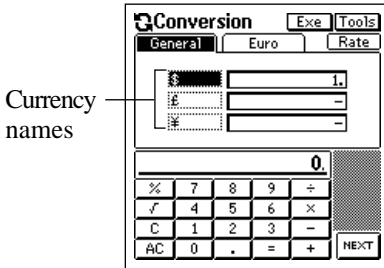
### Performing a Conversion

Before actually performing a conversion, you must first set the exchange rate for each of the currencies and change the currency names, if you want. See “Changing the Currency Name and Rate” on page 87 for details.

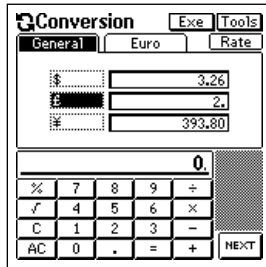
### *To perform a conversion*

Example: To find out the dollar and yen equivalents of 2 pounds.

1. In the Currency Converter, tap the **General** tab.



2. Tap the name of the currency from which you want to convert. In this example you would tap **£**.
3. Use the calculator keyboard to input an amount into for the selected currency and then tap = (or **NEXT**). In this example you would tap **2 =**.
4. Tap **Exe** to perform the conversion.

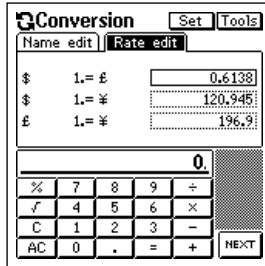


## Changing the Currency Name and Rate

Use the following procedures to change the currency names that appear on the **General** tab, and the rates used for performing currency conversion calculations. Note that you must constantly update conversion rates to keep them current.

## To set a conversion rate

1. While the **General** tab is displayed on the Currency Converter screen, tap the **Menu Bar** icon to display the menu bar, and then tap **Option – Rate edit**.



2. Tap the exchange rate value you want to change.
3. Use the calculator keyboard to input the rate and then tap = (or **NEXT**).
4. Now you can tap **Set** to apply the rate and close the editing screen or you can tap **Name edit** and display the name editing tab.

## To change a currency name

1. While the **General** tab is displayed on the Currency Converter screen, tap the **Menu Bar** icon to display the menu bar, and then tap **Option – Name edit**.



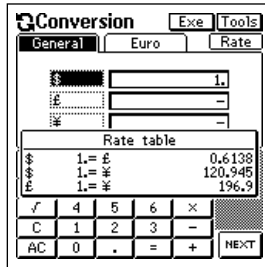
2. Tap the currency name you want to change.
3. Use the text keyboard to input a name up to four characters long.
4. Now you can tap **Set** to apply the name and close the editing screen, or you can tap **Rate edit** and display the rate editing tab.

## Checking the Current Rates

Use the following procedure to display the rate table, which shows the current rates set for each currency.

### To display the rate table

While the **General** tab is displayed on the Currency Converter screen, tap the **Rate** button.



To close the rate table, tap anywhere on the screen outside of the rate table.

## Euro Conversion

The **Euro** tab lets you convert between euros and any three of the 11 national currencies of countries where the euro is used.

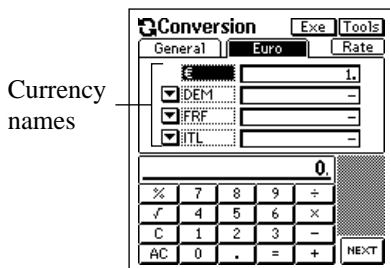
### Performing a Conversion

The 11 national currencies are preset with the exchange rates and decimal place specifications shown in the “Euro Conversion Rate Presets” table on page 184. If necessary, you can change exchange rates for each of the currencies and change the currency names. See “Changing the Currency Name and Rate” on page 92 for details.

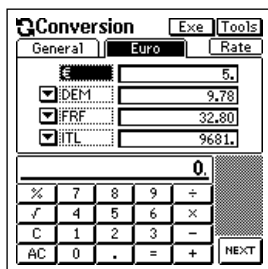
## To perform a conversion

Example: To find out the mark, franc, and lira equivalents of 5 euros.

1. In the Currency Converter, tap the **Euro** tab.



2. Tap the name of the currency from which you want to convert. In this example you would tap €.
3. Use the calculator keyboard to input an amount into for the selected currency and then tap = (or **NEXT**). In this example you would tap **5 =**.
4. Tap **Exe** to perform the conversion.



## Important!

- The number of significant digits of this product is 11.  
Errors may be generated in currency conversion calculations that produce results greater than the values shown below.

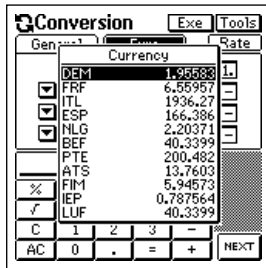
	€1.00=	Euro → National Currency	National Currency → Euro
DEM	1.95583	511,291,881.19 → 999,999,999.99	1,955,830,000.00 → 1,000,000,000.00
FRF	6.55957	152,449,017.23 → 999,999,999.95	6,559,570,000.00 → 1,000,000,000.00
ITL	1936.27	51,645,689.90 → 99,999,999.983	999,999,999.999 → 516,456,899.09
ESP	166.386	601,012,104.38 → 99,999,999.999	166,386,000,000 → 1,000,000,000.00
NLG	2.20371	453,780,216.08 → 999,999,999.98	2,203,710,000.00 → 1,000,000,000.00
BEF	40.3399	2,478,935,247.71 → 99,999,999.999	40,339,900,000 → 1,000,000,000.00
PTE	200.482	498,797,897.06 → 99,999,999.998	200,482,000,000 → 1,000,000,000.00
ATS	13.7603	72,672,834.16 → 999,999,999.89	13,760,300,000.00 → 1,000,000,000.00
FIM	5.94573	168,187,926.46 → 999,999,999.99	5,945,730,000.00 → 1,000,000,000.00
IEP	0.787564	1,269,738,078.42 → 999,999,999.99	787,564,000.00 → 1,000,000,000.00
LUF	40.3399	2,478,935,247.71 → 99,999,999.999	40,339,900,000 → 1,000,000,000.00

## Changing the Displayed National Currencies

Use the following procedure to select from among the 11 national currencies and display the ones you want on the **Euro** tab.

### To change the displayed national currencies

- On the Currency Converter **Euro** tab, tap the ▼ button next to the currency you want to change.



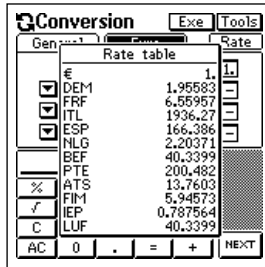
- Tap the currency you want to use.

## Checking the Current Rates

Use the following procedure to display the rate table, which shows the current rates set for each currency.

### To display the rate table

While the **Euro** tab is displayed on the Currency Converter screen, tap the **Rate** button.



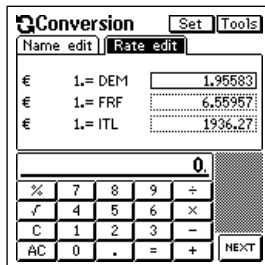
To close the rate table, tap anywhere on the screen outside of the rate table.

## Changing the Currency Name and Rate

You can use the following procedures to change the names and rates of the national currencies. Note that you cannot change the euro symbol or exchange rate.

### To set a conversion rate

1. While the **Euro** tab is displayed on the Currency Converter screen, tap the **Menu Bar** icon to display the menu bar, and then tap **Option – Rate edit**.



2. Tap the exchange rate value you want to change.
3. Use the calculator keyboard to input the rate and then tap = (or **NEXT**).
4. Now you can tap **Set** to apply the rate and close the editing screen or you can tap **Name edit** and display the name editing tab.

### *To change a currency name*

1. While the **Euro** tab is displayed on the Currency Converter screen, tap the **Menu Bar** icon to display the menu bar, and then tap **Option – Name edit**.



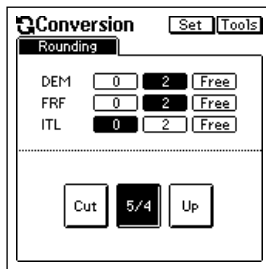
2. Tap the currency name you want to change.
3. Use the text keyboard to input a name up to four characters long.
  - Tapping the **Initial** button displays a list of initial default currency names and rates. Tapping on a currency in this list returns its name and exchange rate to the settings shown on the list.
4. Now you can tap **Set** to apply the name and close the editing screen or you can tap **Rate edit** and display the rate editing tab.

## Setting the Rounding Method

Normally, you can leave the preset rounding settings the way they are for each currency. When necessary, however, you can use the following procedure to change them.

### To specify the rounding method

1. Tap the **General** or **Euro** tab.
2. Tap the **Menu Bar** icon to display the menu bar, and then tap **Option – Rounding**.



3. Specify the number of decimal places for each currency.
    - 0 and 2 specify the number of decimal places for the Cut, 5/4, and Up rounding methods.
    - Free specifies a floating decimal point, which displays the value without rounding.
  4. Tap a button at the bottom of the screen to specify the rounding method.
    - The rounding method you select is applied for all currency conversion calculations involving a currency for which you specified 0 or 2 decimal places in step 3, above.
- Cut: Cuts off the decimal part to the specified number of places.  
5/4: Rounds off the decimal part to the specified number of places.  
Up: Rounds up the decimal part to the specified number of places.
5. After everything is the way you want, tap **Set**.